




WIDE STILE

OUTSIDE TRIM DESIGNS

Assorted outside trims provide security for all types of installations. Built to be as durable as the panic devices, these heavy-duty trims will stand up to heavy use and abuse. The versatile design of the trims, combined with the device mounting plate, makes changing functions as simple as replacing the outside trim. This can easily be done without removing the exit device from the door. Wide stile trims can be used on 10 Series Rim and 20 and 21 Series Surface Vertical Rods. Add M to most trims for use with 30 Series Mortise devices. Add V to most trims for use with 70, 71, 80, 81, 82 and 83 Series Concealed Vertical Rod devices. Detex uses the BHMA functions/descriptions for all trims.

C/CM/CV TRIM

S Pull Standard



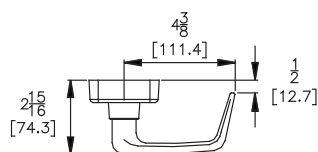
D/DM Trim

S Lever Standard

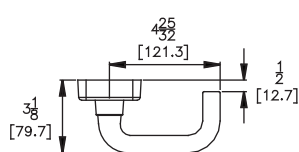


All Wide Stile Lever Trims come standard with a break-away type lever to prevent permanent damage from vandalism and abuse. Once the lever is forced past the locking point, the lever will drop down and appear broken. The internal disengaging clutch allows the lever to be reset by pulling it back to its original position.

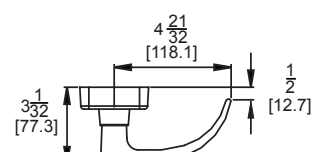
S Lever



T Lever



U Lever



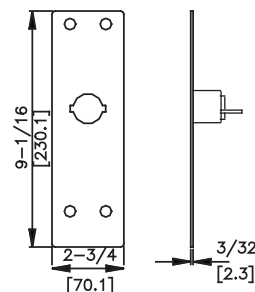
W/WM Trim

W/WM Trim not available with 70 and 80 Series

01W / 01WM



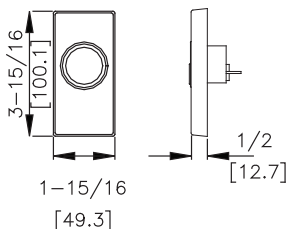
03W / 03WM



WS/WSV Trim

WS Trim not available with 30 Series

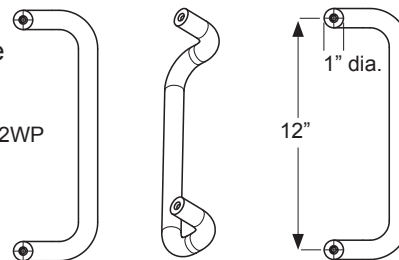
03WS / 03WSV



WP Trim

WP Trim available with 70/80 Series only

02WP

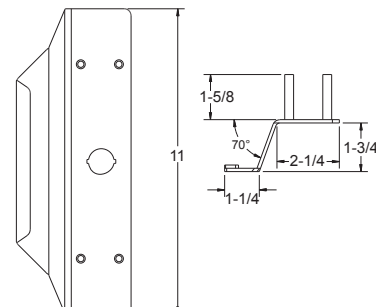


Z Trim

02Z



03Z



Z Trim

Z Trim (Vandal Pull) available with 10/20/21 Series only

BHMA Function/Description

- 01 - Exit only, no trim or blank escutcheon
- 02 - Entrance by trim when actuating bar is locked down (dummy trim)
- 03 - Entrance by trim when latch bolt is released by key. Key removable only when locked.
- 08 - Entrance by knob or lever. Key locks or unlocks knob or lever.
- 09 - Entrance by knob or lever only when released by key. Key removable only when locked.
- 10 - Entrance by lever. Inside or outside key locks or unlocks lever.
- 14 - Entrance by trim when latch bolt is released by knob or lever. Always active, no cylinder.
- EU - Electric Lock/Unlock - Fail Secure (FSE) or Fail Safe (FSA)

Finishes

605 / US3	Polished Brass	613 / US10B	Oil Rubbed Bronze
606 / US4	Brushed Brass	629 / US32	Polished Stainless Steel
611 / US9	Polished Bronze	630 / US32D	Brushed Stainless Steel
612 / US10	Brushed Bronze		

Technical Information

- C and W Trims are Stainless Steel
- D and WS Trims are Forged Brass
- Wide stile trim configured for use with BP1 or BP7 (when ordered with 03 function) - standard on 10, 20/21 Series, BP11 or BP13 (when ordered with 03 function) - standard on 70, 80/81/82/83 Series Call factory for retrofit applications
- When ordered with device, trim will match mounting plate specified

Where Trust is Built™

DETEX®
Life Safety and Security Door Hardware

Detex Corporation
302 Detex Drive
New Braunfels, Texas 78130-3045 USA

PH. (830) 629-2900
(800) 729-3839
FAX (830) 620-6711
(800) 653-3839

<http://www.detex.com>
USA Sales:
marketing@detex.com
International Sales:
export@detex.com