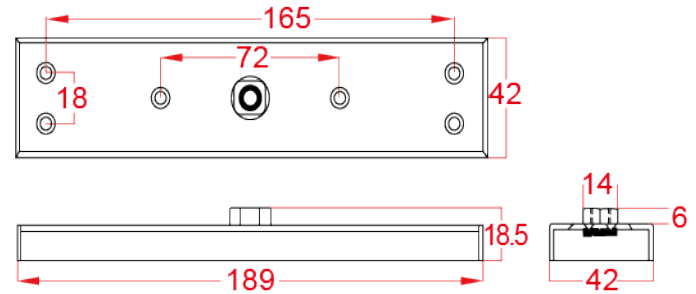


### ARMATURE PLATE HOUSING - B0012 (For 600 LBS)



B0012

- B0012 : 189L\*42W\*18.5D mm



#### ▼ ORDERING INFORMATION

EXAMPLE :

- B0012 : For 600LBS Maglocks, Surface mounted

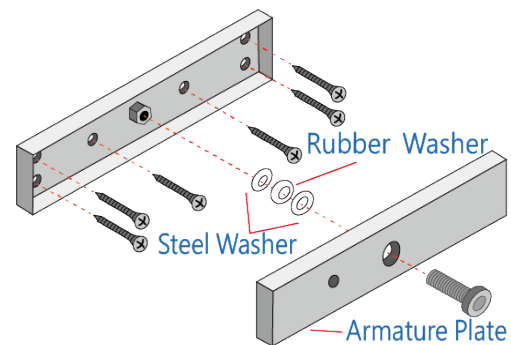
#### ▼ SPECIFICATION

- Finish : Painted Finish
- Material : Steel

#### ▼ FEATURES

- Easy to locate the armature plate
- Collocation with electromagnetic locks to fit with customers' installation environments
- Applicable for in-swing / out-swing door

#### ▼ INSTALLATION



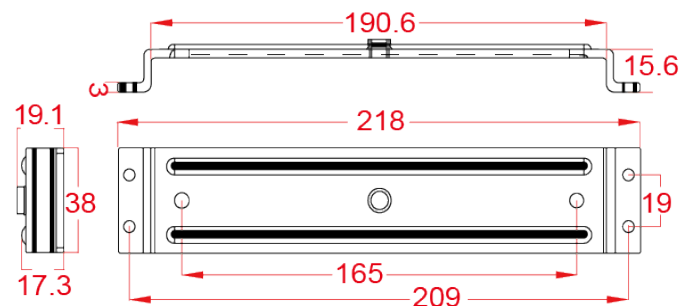
- Installation of Armature Plate on rim housing B0012 (Options only for 600LBS)

### ARMATURE PLATE HOUSING - B0013 (For 600 LBS)



B0013

- B0013 : 218L\*38W\*19D mm



#### ▼ ORDERING INFORMATION

EXAMPLE :

- B0013 : For 600LBS Maglocks. Morticed

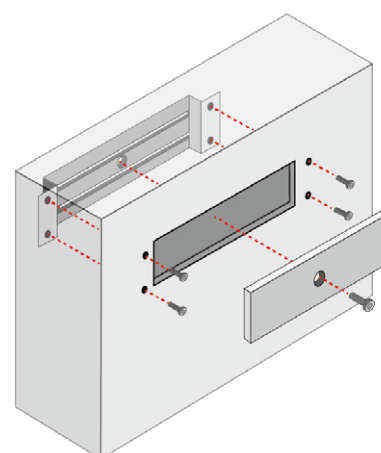
#### ▼ SPECIFICATION

- Material : Steel
- Finish : Zinc-Plated Finish

#### ▼ FEATURES

- Easy to locate the armature plate
- Collocation with electromagnetic locks to fit with customers' installation environments
- Applicable for in-swing/out-swing door

#### ▼ INSTALLATION



- Installation of Armature Plate with mortise bracket B0013 (Options only for 600LBS)