



30 SERIES

Mortise Lock Exit Device

The 30 Series **mortise lock exit device** is super-heavy-duty **panic and fire exit hardware** for use on all types of single and double doors. The patented mounting plate and strike locator system ensures the easiest and most accurate installation of panic hardware available.



**ANSI 156.3 - 2008
Grade 1
Type 3**

Benefits -

- Tough and durable design for years of trouble-free service in high-use, high-abuse environments
- Fast and accurate installation
- Minimal door prep saves time and money
- Outside trims are easily changed or re-keyed without removing device from door
- Easy retrofit to other manufacturers

Features -

- 3/4" Projection Stainless Steel latch bolt
- Anti-friction, deadlocking, latch bolt
- All exposed surfaces are finished over stainless steel with PVD, an environmentally-friendly finishing process
- Non-handed, field sizeable
- 1/8 turn dogging
- Patented mounting plate and strike locator system
- Heavy-duty angled end-cap deflects damage away from device

Mechanical Options -

- CD - Cylinder Dogging
- HD - Hex Dogging (Std.)
- LD - Less Dogging
- F - 3 Hour Fire Rated
- 90 ANSI Strike (Std.)
- 91 ANSI Flat Lip Strike
- 92 Double Door Short Open Back Strike
- 93 - Double Door Long Open Back Strike
- 36 - Fits 36" Door Width (Std.)
- 48 - Fits 48" Door Width

Electrical Options -

- Exit Alarm (EA)
- Electric Dogging (ED)
- Electric Latch Retraction (ER)
- Delayed Egress Self-Contained (EE)
- Delayed Egress with Latch Retraction (EEExER)
- Request to Exit (EX)
- Request to Exit for High Voltage (EXV)
- Request to Exit Weatherized (EXxW)
- Request to Exit Weatherized for High Voltage (EXVxW)

Refer to Electrified Options section for more information

Accessories -

- SN1 - Sex Nut Kit (2 per package)
- KS - Key Stop - key removed only when armed
- GB16 - Glass Bead Kit

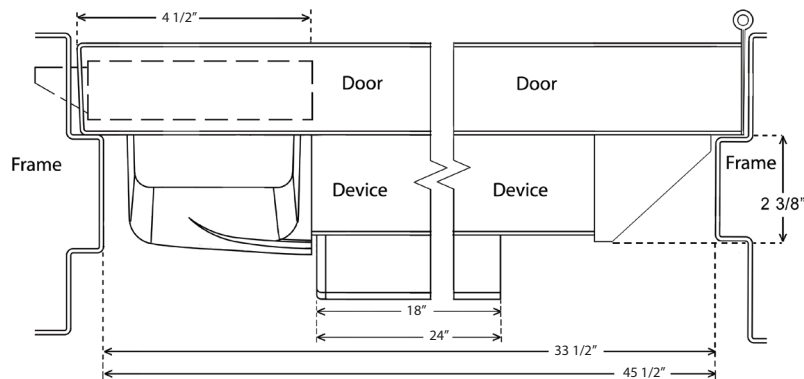
Technical Information -

- Door Types - Wood, Hollow Metal, Fiberglass or Aluminum
- Minimum Stile - 4-3/4"
- Optional Sex Nuts for wood or composite doors
- Door Thickness - Fits standard 1-3/4" - 2-1/4" doors (for other door thicknesses contact factory)
- Machine and Self-Drilling Screws (Std.)
- Security Torx screws available

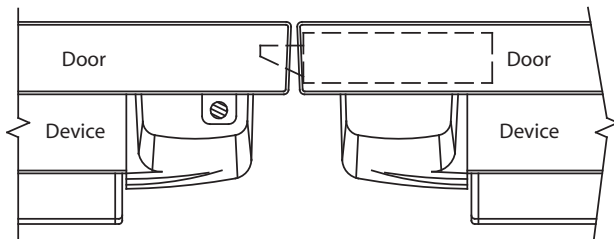
Finishes -

605 / US3	Polished Brass	628 / US28	Aluminum Satin	693 / SPBLK	Black, Painted
606 / US4	Brushed Brass	629 / US32	Polished Stainless Steel	695 / SP 313	Dark Bronze, Painted
611 / US9	Polished Bronze				
612 / US10	Brushed Bronze	630 / US32D	Brushed Stainless Steel		
613 / US10B	Oil Rubbed Bronze				

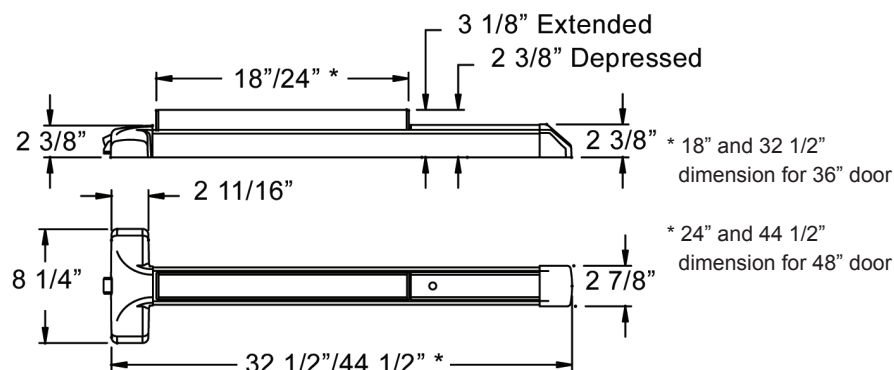
Single Door -



Double Door with Mortise and Vertical Rod -



Dimensions -



Listings and Approvals -



UL Listed
Panic Hardware



UL Listed Fire Exit Hardware
for 3 hours, maximum
4'x10' single doors and pairs of
8'x10' doors with Surface Vertical Rod



Meets ADA requirements



ULC 97, Standard 7-2 and
UL10C for positive pressure



ANSI/BHMA certified A156.3



Meets NFPA 80 & 101
for Life Safety



California State Fire Marshal -
4140-0127:105 and
3725-0127:108

Detex Limited Warranty -

10 Year Mechanical/3 year Electrical
Limited Manufacturer's Warranty

Where Trust is Built™

DETEX®

Life Safety and Security Door Hardware

Detex Corporation
302 Detex Drive
New Braunfels, Texas 78130-3045 USA
PH. (830) 629-2900
(800) 729-3839
FAX (830) 620-6711
(800) 653-3839
<http://www.detex.com>
USA Sales:
marketing@detex.com
International Sales:
export@detex.com