

EntryCheck™ 920 Series Digital Keypads



The **SDC EntryCheck™ 920 Series** indoor/outdoor digital keypads are designed to control access of a single entry point with up to 500 users. Each user is assigned a personal identification number (PIN). Keypad entry of a valid one to six digit code activates one or both of the output relays which releases an electric door lock. Featuring heavy cast vandal resistant housing and cast metal blue backlit keys.

The SDC EntryCheck™ 920P adds HID proximity reader capability to the keypad. The 920PW is designed to interface with most access control systems and provides a standard 26-bit Wiegand output.

FEATURES

- Digital Keypad with or without Wiegand Output for Universal Compatibility
- Weather & Vandal Resistant Housing with Tactile Metal Keys
- HID-Compatible Proximity Reader (920P and 920PW only)
- 12-Key Illuminated, 3" x 4" Keypad
- Surface or Single-Gang Mount
- Built-In Tamper Switch
- Programmable Site Code (920PW)
- Dual LED Status Indicators
- Adjustable Audible Annunciation
- Configurable Illumination: On, Off, Timed

PROX ONLY:

3 User Modes:

- PIN or Card
- Card Only
- Card and PIN
(HID-Compatible: 125kHz-RFID)



MODELS



920

Standalone Digital Keypad



920P

Standalone Digital Keypad with Prox Reader



920PW

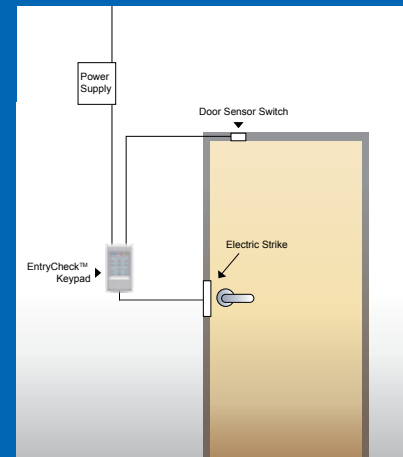
Digital Keypad with Prox Reader and Wiegand Output



PROGRAMMING OPTIONS

The 920 EntryCheck™ series includes a Door Sense/Inhibit Input feature. When programmed for “Door Sense”, a door position switch wired into the input and detects a “forced entry” or “door ajar” condition. When programmed for “Inhibit Input”, a maintained switch or automatic timer wired into the input will disable the activa-

tion of the main relay. The EntryCheck™ also has a request-to-exit input for connection to an exit switch and/or fire access key switch for fire/emergency access. When access is granted, the shunt option is activated shunting alarm contacts on the door or gate. This prevents triggering of an alarm during authorized access.



920 & 920P SPECIFICATIONS



Voltage	12/24 VAC/DC
Current	30mA Typical, 150mA Maximum
Outputs	Relay 1 - SPDT 5 Amps @ 30VDC Relay 2 - SPDT 2 Amps @ 30VDC Switch to Common Outputs 3 & 4 – 100mA @ 30VDC
Temperature	-22°F to + 149°F
Humidity	5% to 95% Non-Condensing
Finish	Powder Coat Painted Cast Metal
Mount	Surface Mount
Dimensions	3"W x 5-3/4"H x 1-7/16"D (1.5" Wall Projection)
Weight	2.0 lbs

920PW SPECIFICATIONS


Keypad Housing	Powder Coat Painted Cast Metal
Voltage	5-16VDC
Current	30mA Typical, 60mA Max.
Reader Output	26-bit Wiegand
Reader Frequency	125kHz
Keypad Output	26-bit Wiegand or 4-bit Word
Wiring	6" Pigtail
Temperature	-22°F to +149°F
Humidity	5% to 95% Non-Condensing
Finish	Powder Coat Painted Cast Metal
Weight	2.0 lbs

ACCESSORIES

PROX CARDS AND KEY FOBs

	HID1326-25	Proximity Card , 25 Cards
	HID1326-100	Proximity Card, 100 Cards
	HID1346-10	Proximity Key Fob, 10 Key Fobs
	HID1346-100	Proximity Key Fob, 100 Key Fobs
	PTAG-10	Proximity Disc Tag, 10 Tags
	PTAG-25	Proximity Disc Tag, 25 Tags

PRIVACY SHROUD PRIVACY & RAIN PROTECTION

	900-PS	Privacy Shroud, Ensure Privacy and Rain Protection for Standalone Digital Keypads.
---	---------------	--

