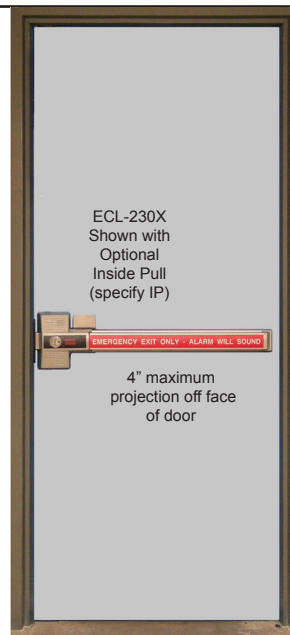


EXIT CONTROL LOCKS

ECL-230X (Dead Bolt)

Exit Control Hardware

The ECL-230X is a **code compliant, battery alarmed, rugged dead bolt, panic device with photo-luminescent sign** providing maximum security and a **100 decibel alarm** for **secondary exits**.



Benefits -

- Attack resistant design for maximum holding force
- Proven durability and reliability at a reasonable price
- Easy to install
- Reduces employee and customer theft
- Time tested construction resists attack from the inside
- One size fits 36"-48" doors for code compliant acceptance
- For additional security with 4 locking points, specify ECL-230X-DX3
- Easy to see if the lights go out
- Straightforward operation that everyone understands

Features -

- Dead bolt lock -1" throw with just over 3/4" engagement with the frame
- Saw resistant dead bolt
- Corrosion resistant alloy lock body
- 100 decibel alarm, powered by 9-volt battery (included)
- Surface/flush reversible strike
- Accepts 5-pin through 7-pin standard and interchangeable core rim cylinders without using cylinder collar
- Durable photo-luminescent sign absorbs light to then "glow in the dark" when lights are dimmed
- Locking and unlocking (dead bolt) always arms and disarms the alarm
- Non-handed
- Low profile meets International Building Code requirement allowing for 4" maximum projection off face of door
- Resetting the alarm can only be accomplished with a control key
- For 9VDC hardwiring add BE-961-1 or BE-961-2

Mechanical Options -

- Gray Finish (Std.)
Note: Contact factory for additional finishes
- English Push Plate Sign (Std.)
- 30 - Fits 30" wide door
- DX1 - Add hinge side protection with one hinge bolt for 2 locking points (3/4" frame engagement)
- DX2 - Add hinge side protection with two hinge side bolts for 3 locking points (3/4" frame engagement)
- DX3 - For maximum hinge side protection add three hinge side bolts for 4 locking points (3/4" frame engagement)
- RWS - Spanish Sign
- Other Languages available (call factory for details)

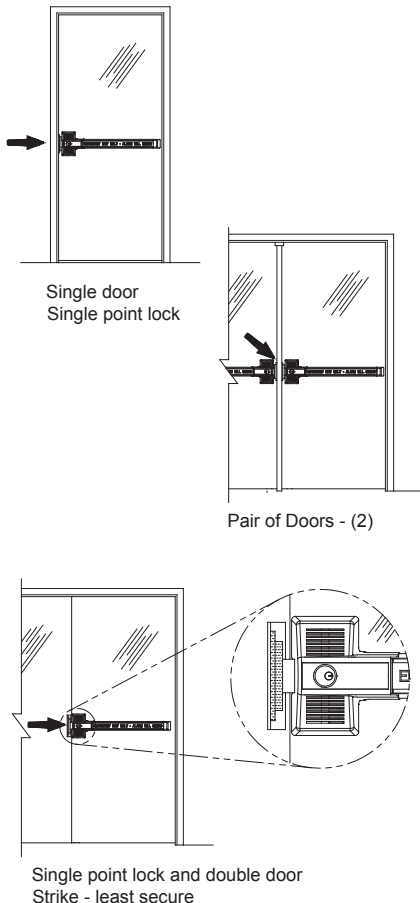
Mechanical Options Continued -

- 03T - Trim Plate
- 03PP - Pull Plate
- Rim cylinder required for 03 Trims (sold separately)
- 01T - Trim Plate
- 01PP - Pull Plate
- IC7R - Interchangeable core housing installed in Lock & or Trim
- IK7R - InstaKey Cylinder installed in Lock & or Trim
- RC65 - Rim Cylinder, Schlage "C" Keyway with 2 keys installed in Lock & or Trim
- IP - Inside Pull
- DDSK - Double Door Strike Kit
- SN1 - Sex Nut Kit
- CL - Cover Lock (Standard on TB configuration)
- SS - Security Screws
- CL-SS - Cover Lock & Security Screws
- RK - ECL-230D RetroFit Kit (End-cap plate & lock-body plate)
- BE-961 - Hardwired Conversion Kit, eliminates battery (Sold Separately)

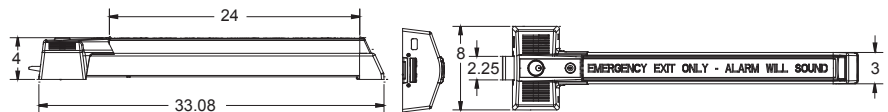
Technical Information -

- Door Types - Wood, Hollow Metal
- Door Thickness - Fits standard 1-3/4" - 2-1/4"
- Standard Device fits 36"-48" door
- Optional Device fits 30"-36" door
- Double Door requirements:
 - (1) ECL-230X
 - (1) RC65
 - (1) DDSK
 - (1) DDH-2250
 - or
 - (2) ECL-230X
 - (2) RC65
 - (1) 90KR
- Machine and Sheet Metal Screws (Std.)
- Optional Sex Nuts or Security Torx Screws Available

Riser Diagram -



Dimensions -



Listings and Approvals -



UL Listed
Panic Hardware
988N-Grade 2



Meets ADA requirements



Meets NFPA 101
for Life Safety,
CA Title 19



ANSI/BHMA
requirements for all
Building Codes



California State Fire Marshall -
4140-0127:102

Meets International Building Code

Detex Limited Warranty -

10 Year Limited Manufacturers
Warranty

Where Trust is Built™
DETEX®
Life Safety and Security Door Hardware

Detex Corporation
302 Detex Drive
New Braunfels, Texas 78130-3045 USA
PH. (830) 629-2900
(800) 729-3839
FAX (830) 620-6711
(800) 653-3839
<http://www.detex.com>
USA Sales:
marketing@detex.com
International Sales:
export@detex.com