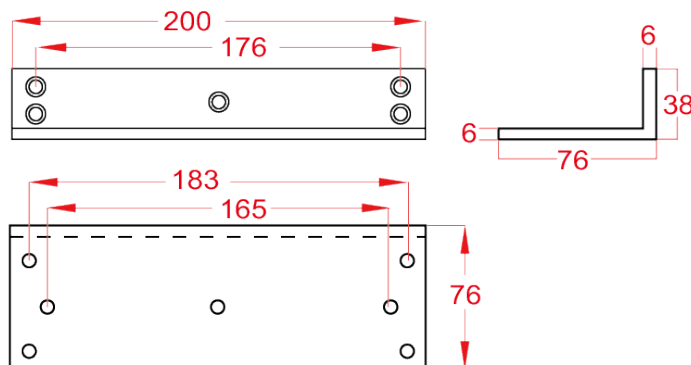


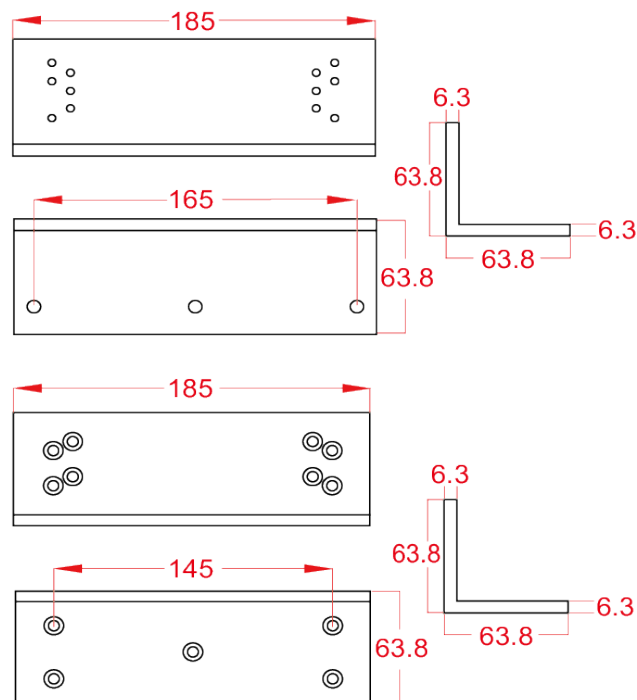
### L-Z BRACKETS - B1200L / Z (For 1200 LBS)



- L-bracket for lock body & armature plate



- Z-bracket for armature plate



#### ▼ ORDERING INFORMATION

EXAMPLE :

- B1200L : L-Bracket for 1200LBS. Gatelock
- B1200Z : Z-Bracket for 1200LBS. Gatelock

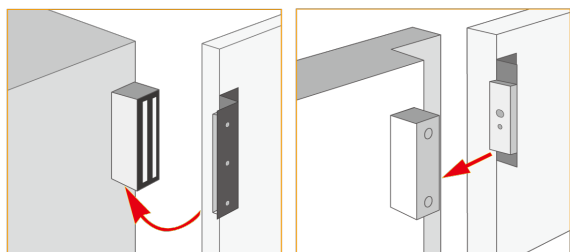
#### ▼ SPECIFICATION

- Material : Aluminum
- Finish : Anodized Finish

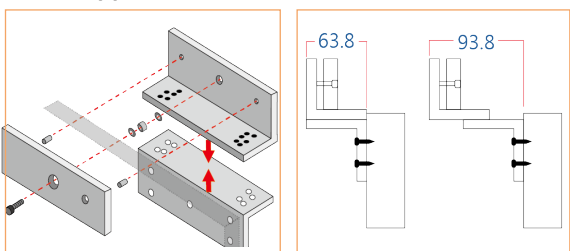
#### ▼ FEATURES

- Easy to locate the armature plate and the magnet
- Collocation with gate locks to fit with customers' installation environments
- Applicable for in-swing doors and sliding doors

#### ▼ INSTALLATION



- Application of B1200L & B1200Z



- Installation of B1200Z
- Adjustment installation of B1200Z