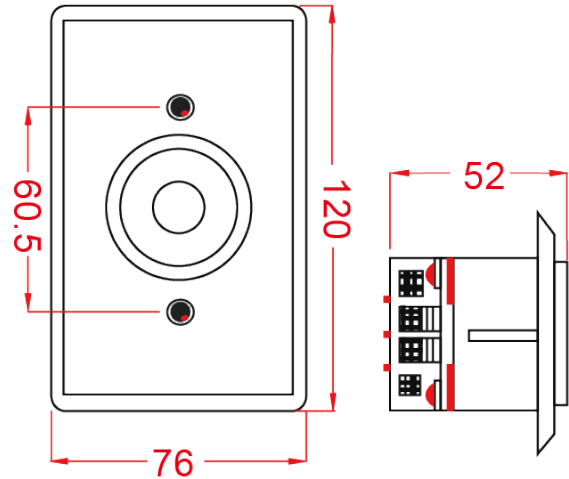


DOOR HOLDER - Wall Flush Mounted DH508



- DH508 : 120L*76W*52H mm



DOOR
HOLDER

▼ ORDERING INFORMATION

DH508

Flush mounted

EXAMPLE :

- DH508 : Wall Flush mounted

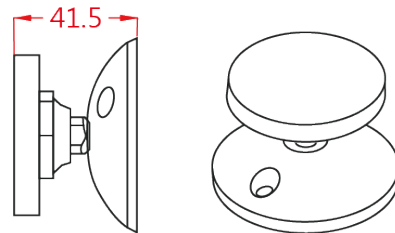
▼ SPECIFICATION

- Holding Force : about 30 LBS
- Built-in voltage spike suppressor
- With adjustable armature plate
- 12VAC / VDC : 60mA
- 24 VAC / VDC : 30mA (Selectable)
- 120VAC / 20mA

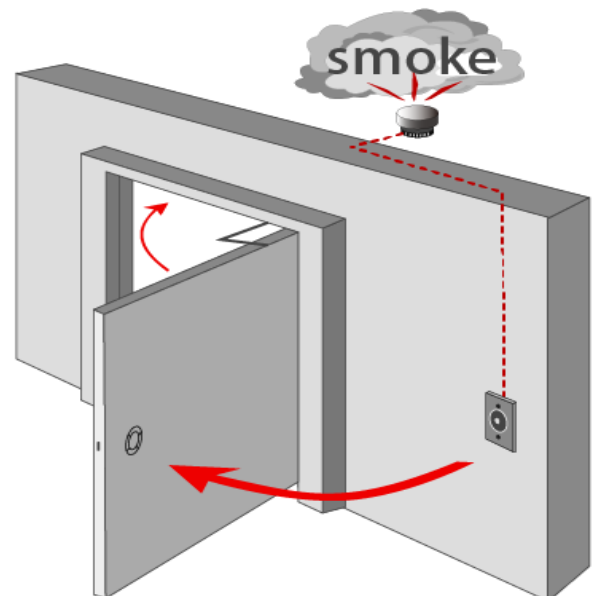
▼ FEATURES

- Flush mounted installation
- Suitable for fire escape doors in large-scale buildings.
- It releases the armature plate to allow the door closer to close the door when a fire alarm or emergency is detected, to keep smoke in a limited area.
- Adjustable armature plate

- Armature Plate : 64L*64W*41.5H mm
- Adjustable Armature Plate (default) : applicable for environments with angle differences between the door and the wall



▼ APPLICATION



DH508 Wall flush mounted